

## PRODUCT DATASHEET

### DULUX F LED EM 18 W/4000 K 200 mm

OSRAM DULUX LED F EM & AC MAINS | LED replacement for CFLni with 4-pin 2G10 base for CCG



#### Areas of application

- Supermarkets and department stores
- Walkways and corridors
- Hotels, restaurants

#### Product benefits

- Easy installation
- Low energy consumption
- Easy relamping thanks to compact design
- Operation directly on 230 V AC mains possible

#### Product features

- LED replacement for conventional compact fluorescent lamps for use in CCG luminaires or on AC mains
- Lifetime: up to 30,000 h
- Single-ended four-pin plug-in 2G10 base
- Type of protection: IP20
- Mercury-free lamps



## TECHNICAL DATA

### Electrical data

|  |                                     |
|--|-------------------------------------|
| Nominal wattage  | 18 W                                |
| Construction wattage                                     | 18.00 W                             |
| Nominal voltage  | 220...240 V                         |
| Operating mode   | AC, Conventional control gear (CCG) |
| Claimed equiv. conventional lamp power                   | 36 W                                |
| Nominal current  | 82 mA                               |
| Type of current  | AC                                  |
| Inrush current   | 20 A                                |
| Operating frequency                                      | 50/60 Hz                            |
| Mains frequency  | 50/60 Hz                            |
| Max. lamp number on MCB B10 A                            | 100                                 |
| Max. lamp number on MCB B10 A - CCG without compensation | 100                                 |
| Max. lamp number on MCB B10 A - CCG with compensation    | 100                                 |
| Max. lamp number on MCB B16 A                            | 160                                 |
| Max. lamp number on MCB B16 A - CCG without compensation | 160                                 |
| Max. lamp number on MCB B16 A - CCG with compensation    | 160                                 |
| Total harmonic distortion                                | < 30 %                              |
| Power factor $\lambda$                                   | > 0.90                              |

### Photometrical data

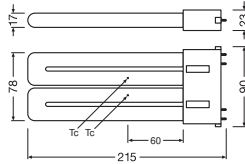
|   |                     |
|---|---------------------|
| Luminous flux                           | 2500 lm             |
| Nominal useful luminous flux 90°        | 2500 lm             |
| Luminous efficacy                       | 138 lm/W            |
| Lumen main.fact.at end of nom.life time | 0.70                |
| Light color (designation)               | Cool White          |
| Color temperature                       | 4000 K              |
| Color rendering index Ra                | > 80                |
| Light color                             | 840                 |
| Standard deviation of color matching    | ≤6 sdc <sub>m</sub> |
| Rated LLMF at 6,000 h                   | 0.80                |

### Light technical data

|            |       |
|------------|-------|
| Beam angle | 130 ° |
|------------|-------|

|                     |          |
|---------------------|----------|
| Warm-up time (60 %) | < 0.50 s |
| Starting time       | < 0.5 s  |

### Dimensions & Weight



|                  |           |
|------------------|-----------|
| Overall length   | 215.00 mm |
| Diameter         | 17,0 mm   |
| Maximum diameter | 17 mm     |
| Product weight   | 146.00 g  |

### Temperatures & operating conditions

|                                      |              |
|--------------------------------------|--------------|
| Ambient temperature range            | -20...+50 °C |
| Maximum temperature at tc test point | 70 °C        |

### Lifespan

|  |        |
|--|--------|
| Number of switching cycles                   | 200000 |
| Lumen maintenance at end of service lifetime | 0.70   |
| Rated lamp survival factor at 6,000 h        | ≥ 0.90 |

### Additional product data

|                             |        |
|-----------------------------|--------|
| Base (standard designation) | 2G10   |
| Mercury content             | 0.0 mg |
| Mercury-free                | Yes    |

### Capabilities

|          |    |
|----------|----|
| Dimmable | No |
|----------|----|

### Certificates & Standards

|                         |                 |
|-------------------------|-----------------|
| Energy efficiency class | D 1)            |
| Energy consumption      | 18.00 kWh/1000h |
| Type of protection      | IP20            |

|  |     |
|--|-----|
| Standards                                    | CE  |
| Photobiological safety group acc. to EN62778 | RG1 |

1) Energy efficiency class (EEC) on a scale of A++ (highest efficiency) to E (lowest efficiency)

### Country-specific categorizations

|                 |                 |
|-----------------|-----------------|
| Order reference | DULUX F36LED 18 |
|-----------------|-----------------|




### Energy labelling regulation data acc EU 2019/2015

|   |           |
|---|-----------|
| Light source cap-type (or other electric interface) | 2G10      |
| Length  | 215.00 mm |
| Height  | 17,0 mm   |
| Width   | 17,0 mm   |

### Safety advice

- Not suitable for tandem operation.
- Not suitable for operation with electronic control gear.
- The operating temperature range of DULUX LED is restricted. In case of doubt regarding suitability of the application please measure Tc max temperature on the product prior to installation.

### DOWNLOAD DATA

|  | Photometric and lighting design files | Document name                                      |
|--|---------------------------------------|--|
|  | IES file (IES)                        | IES File AC23589 DULUX F36 LED 18W840 230V AC MAIN |
|  | LDT file (Eulumdat)                   | LDT File AC23589 DULUX F36 LED 18W840 230V AC MAIN |
|  | LDC typ polar                         | DULUX F36 LED 18W840 230V AC MAIN                  |

### LOGISTICAL DATA

| Product code  | Packaging unit (Pieces/Unit) | Dimensions (length x width x height) | Gross weight | Volume               |
|---------------|------------------------------|--------------------------------------|--------------|----------------------|
| 4058075408265 | Folding box<br>1             | 92 mm x 27 mm x 242 mm               | 189.00 g     | 0.60 dm <sup>3</sup> |
| 4058075408272 | Shipping box<br>10           | 194 mm x 146 mm x 259 mm             | 2054.00 g    | 7.34 dm <sup>3</sup> |

The mentioned product code describes the smallest quantity unit which can be ordered. One shipping unit can contain one or more single products. When placing an order, for the quantity please enter single or multiples of a shipping unit.

**DISCLAIMER**

Subject to change without notice. Errors and omission excepted. Always make sure to use the most recent release.